




PRODUCT CATALOGUE

Delivering Excellence, Value and Innovation

www.bcagroup.co.uk

Welcome to BCA Group



Over 40 Years in Manufacturing

Founded in 1981, the company specialises in manufacturing electrical systems and electronics for the leisure and automotive industries.

BCA Motion provides bespoke electrical kits for professional campervan converters, including wiring harnesses, control panels, power distribution, consumer units, chargers, sockets and switches, inlets/outlets and lighting, designed to reduce install time and wiring errors.

We offer a full service from design to manufacture, aftersales and warranty. Contact your account manager for details.

Green Credentials: Taking the Environment Seriously



Recycling has been rolled out throughout the factory and is fully compliant with UK Waste Electrical and Electronic Equipment (WEEE) Regulations.

ISO 14001:2025 Accreditation for our environmental management systems. All our trucks are designed to incorporate the most fuel-efficient equipment such as streamlined side guards and roof fairings.

With over 40 years in the industry, our team provides practical, technical advice you can rely on.



Wim Batist
Chairman




Adam Slater
Managing Director



Wayne Boyd
Sales & Marketing Director




Dean Hans
Technical Sales Director



BCA Motion produce wiring systems and electrical components for the leisure and automotive industries.


- The company has five major production areas:**
- 12V wiring harnesses
 - 230V wiring harnesses
 - Plastic components
 - Control systems
 - Aftersales support



Our modern warehouse facility allows a greater stock holding. We are able to provide products and services to a wide range of industries.

Spacious production layout giving flexibility in production schedules.

Purpose-built workstations allow greater efficiency in production.



Standards



BCA Motion is a member of the National Caravan Council and BSI.

All the products supplied are manufactured to the relevant BS-EN standards. All products carry a CE certification where applicable.

12V wiring harnesses manufactured in accordance with EN 1648-1/-2. 230V wiring harnesses manufactured in accordance with BS7671. Battery boxes in compliance with EN 1648-1 and EN 1648-2

Power supplies designed and tested to EN 55014 (1993), ISO 14001 and EN 60335-2-29 RCDs - IEC 61008-1, MCBs - IEC 60898-1 16A plugs and couplers - IEC/EN 60309-1/-2

230V accessories designed and tested to relevant standards, ensuring compliance with industry and vehicle standards.

Through our in-house technical drawing and electronics design centre, working closely as a team, we are able to provide a service from inception to completion for a full range of harness and control products.

All products are produced by a skilled and fully trained workforce and built to the exacting requirements of our customers and designed to incorporate the most effective, efficient methods and designs.

Every unit is bench tested using rigorous checking programmes, ensuring many years of reliable service.

BCA Contacts

BCA Motion

Premier Way,
Lowfields Business Park,
Elland,
HX5 9HF

Tel: 01422 376977
Email: info@bcagroup.co.uk

www.bcagroup.co.uk



Sales & Marketing Director

Wayne Boyd

Technical Sales Director

Dean Hans

UK Leisure Sales Manager


Caroline Ward

Sales Orders

Kelly Heaton

Aftersales: 01422 387575


Lucy Skellington
Kyle Pincock



WIRING HARNESSES

Page 6-11

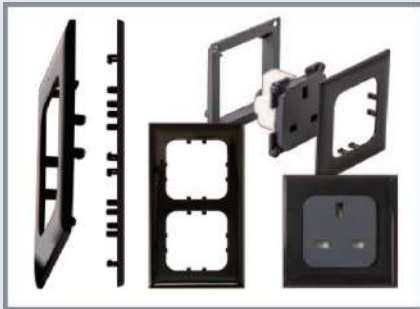
Wiring Harness Diagram
Connectors
12V/230V Wiring



CONTROL SYSTEMS

Page 12-21

Control Panels
Power Distribution Unit
Power Supplies
Consumer Units
230V



ELECTRICAL ACCESSORIES

Page 22-37

Electrical Accessories
Inlets/Outlets
Integrated Range
Innovative Products
C-Line Systems




WATER SYSTEMS Page 38-39

LIGHTING Page 40-41

PLASTIC PRODUCTS Page 42

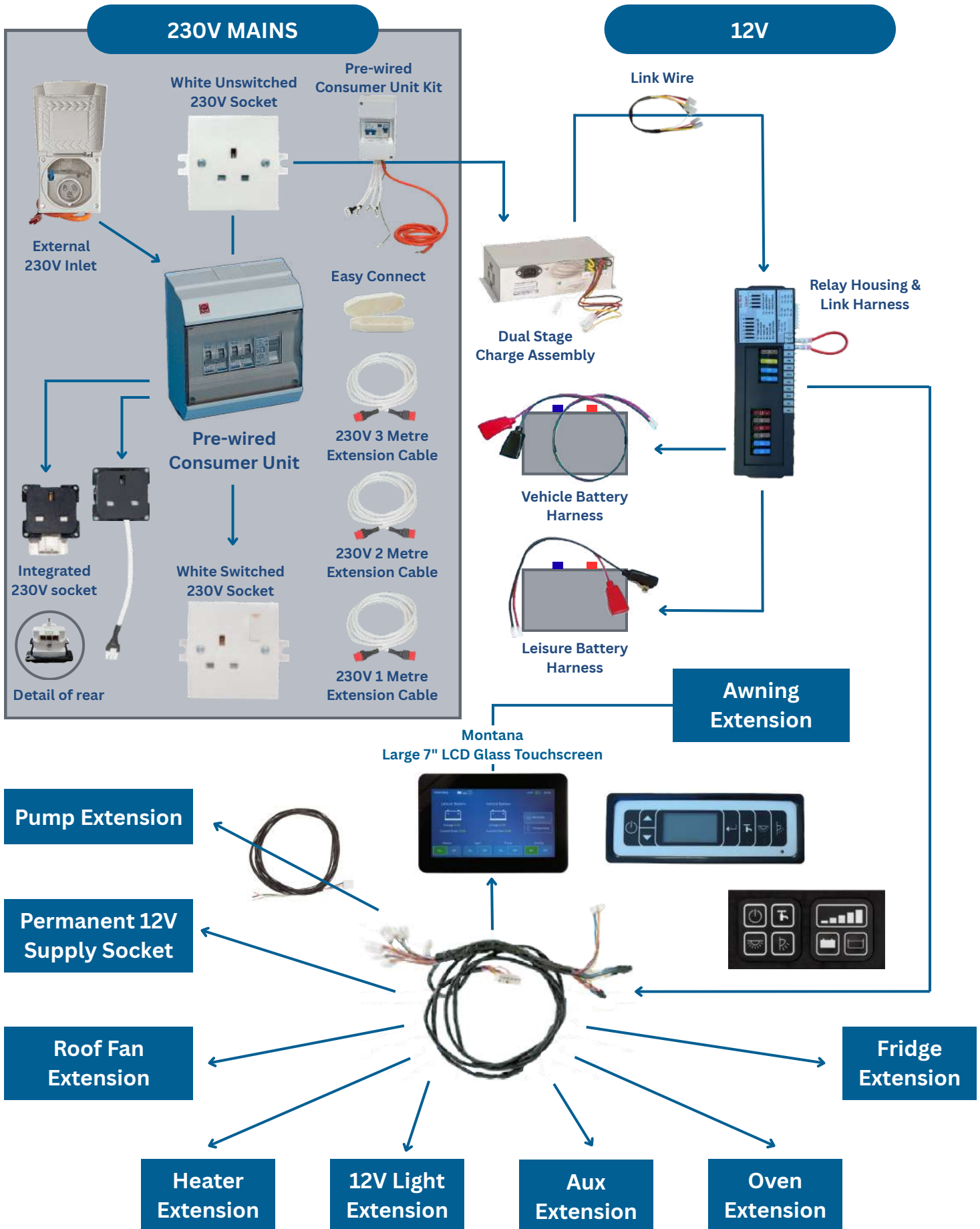
N & S PLUG HARNESS Page 43



Wiring Harness Kits



Plug-and-play system, built to suit your layout.



Wiring Harness Kits



Bespoke electrical kits for manufacturers, including bespoke wiring harnesses, control panels, power distribution, consumer units, chargers, sockets and switches, inlets, lighting and more - supplied as a complete build-ready system to reduce installation time and wiring errors.

Every harness is fully tested to drawings using the latest technology and software, reducing installation faults and speeding up fitting.

Wiring Harness

- Space taped
- Fully taped
- Cloth taped
- Conduit



Modern harness building, taping and wire cutting equipment.

All terminations are produced using calibrated crimp-force monitored machinery.

Connectors



VL12 - 12 Way
Connector



VL08 - 8 Way
Connector




VL4S - 4 Way
Connector



VL4L - 4 Way
Connector



VL02 - 2 Way
Connector



VF11 - 11 Way
Connector



VF08 - 8 Way
Connector



VF06 - 6 Way
Connector




VF04 - 4 Way
Connector



VF025 - 2 Way
Connector



VL03 - 3 Way
Connector



CL06 - 6 Way
Connector



VF01 - 1 Way
Connector



VF02T - 2 Way
Connector



VC03 - 3 Way
Connector



VR03 - 3 Way
Connector

Waterproof Connectors



410660 - 14 Pin
Connector



949301 - 3 Way
Yokon



949201 - 2 Way
Yokon



949310 - 4 Way
Superseal



410068 - 3 Way
Superseal



410615 - 2 Way
Superseal

Additional connector
options are available.

Connectors

Multiple plug-and-play options.

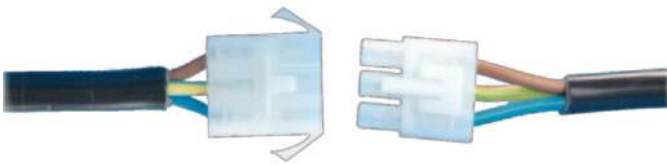


Wiring




643030 - C-Line Easy Connect Light Grey Box

Connection



643050 - C-Line Easy Connect Grey Box

Complete



Connectors are the ideal way to build a plug-and-play system and we offer a range of connectors to suit the requirements of your build.

We use crimp force technology and monitored equipment to ensure all terminations and connectors are of the highest quality. We use trusted connector types including JST, Anderson, Deutsch, Molex and many more.




12V Wiring



Coaxial




Twisted pair



Multicore



RJ12 & RJ45



Alarm cable

Coaxial



400526 - Skeleton Plug Solderless HH13P



400580 - F Rec to Belling Male



400590 - F Female to Belling Female



400551 - Coaxial Splitter Female



400599 - F Type Connector



4400570 - F Adaptor to Panel Mount



Fiat, Citroen, Peugeot converter socket



M12 & M8 Connectors

Switches



500201 - Black small on/off rocker switch



925400 - Black circular on/off rocker switch



925410 - Black circular centre-off rocker switch




925440 - Black circular centre-off rocker switch Neon



VW T7 & Ford Transit Signal connector

Wiring Installation



Here are some examples of our wiring installed in customers' vans. We aim to produce harnesses that make installation as easy as possible, depending on the customer's needs. This can include wiring within the furniture, the roof and/or throughout the body of the van.



Control Panels



Here are examples of the extensive range we can supply.
We pre-programme your control panel specifically for your individual requirements.



Montana

Large 7" LCD Glass Touchscreen

The Montana Control Panel is a 7" LED glass touchscreen control panel for controlling BCA electrical systems.

4 main control buttons
Master, lights, pump and awning light
(auxiliary output).

Leisure battery and vehicle battery voltages.

Current monitors can also be added for solar, leisure battery current and vehicle battery current.

Water and waste tank levels.
Requires BCA water level probes.

Internal and external temperature levels.
Requires BCA temperature probes.



Customisable text to make the switches bespoke.

All our control panels are customisable to show your exact requirements on the display.

Personalised splash screens & logos.

LIN Bus, CAN Bus, and CI-Bus functionality.

Control Panels

Montana Battery Integrations



Clayton LPSII Integration.

Lithium Pro Batteries.

Roamer and Fogstar Batteries.



LIN Dimmer Switch

Coming soon

- Can be used with all LIN-compatible panels.
- Up to 4 x 3A (10A total) dimmable circuits.
- Customisable text.
- Can also be used as additional switching circuits.



Control Panels

Colorado 4.2" Touchscreen

Touchscreen Control Panel



4 main control buttons
Master, lights, pump and fridge/awning light.

Leisure battery and vehicle battery voltages.

Current monitors.

Water and waste tank levels.

Internal and external temperature levels.



All our control panels are customisable to show your exact requirements on the display.

Personalised splash screens.

LIN Bus and CI-Bus functionality.




Control Panels



Arizona

Multi-Function Control Panel



4 main control buttons
Master, lights, pump and fridge/awning light.

Leisure battery and vehicle battery voltages.

Current monitors.

Water and waste tank levels.

Internal and external temperature levels.

All our control panels are customisable to show your exact requirements on the display.

LIN Bus and CI-Bus functionality.



Control Panels



Seattle

Digital Control Panel

Master, lights, pump, awning light and fridge.

Leisure battery & vehicle battery voltages.

Current monitors.

Water and waste tank levels.

Internal and external temperature levels.



Vegas

Button Control Panel


Master, lights, pump, awning light.

Leisure battery & vehicle battery voltages.

Current monitors.

Water and waste tank levels.

Internal and external temperature levels.



Control Panels



Here are some examples of our control panels installed within customers' vans.



Scan the QR code to see our user manuals.



Montana 7" LCD Touch Screen



Seattle Digital Control Panel



Montana 7" LCD Touch Screen



Vegas Button Control Panel


PDU (Power Distribution Unit)



A range of power distribution options and sizes, allowing you to control your 12V system. Depending on your configuration, you can also charge from mains power and distribute 230V. All our systems are plug-and-play and can be customised and supplied pre-built for faster installation.



The compact PDU has up to 3 RCDs and MCBs and comes with the options of no charger or a 10A power supply.
 Dimensions – W: 307mm x H: 262mm x D: 93mm




LIN Hub for digital control panel integration.



The large PDU can have up to 6 RCDs and MCBs and a range of chargers shown on page 19. Depending on the requirements, there are also several options of fuse and relay boards.
 PDU – W: 330mm x H: 275mm x D: 180mm

Coming soon - 20A Charger



Fuse and relay boxes for 12V systems.



Power Supplies



We have a range of power supplies and chargers for use either separately or with our large PDU. Designed for use on European 230V mains.

All our power supplies and chargers are compatible with lithium batteries (with built-in BMS) but do not include a dedicated or programmable lithium charging cycle.

Our lithium charger can be easily switched between a standard power supply to a dedicated lithium supply.



20A single-stage power supply.
30A single-stage power supply.
Input 230V AC. Output 13.8V DC.



20A single stage power supply with lithium switch option.



10A power supply. Input 230V AC. Output 13.8V DC.



25A DC-DC battery charger. This unit is a high current battery charger for lead acid leisure batteries. Its purpose is to charge leisure batteries from the vehicle charging system when the engine is running.

The unit senses D+ (vehicle charging is running) to enable its output to provide ripple-free, high-current charging of leisure batteries.



20A dual-stage power supply with separate 6A battery charger.
13.8V DC output. 13.8V - 14.2V DC battery charger.

Consumer Units



We build consumer units bespoke to your needs including pre-wired, labelled units.



Mains Consumer Unit Standard

This unit provides maximum protection for your mains electricity system.



Deluxe Consumer Unit

Based on our experience the consumer unit offers all the functionality of the standard unit, with options for 6A, 10A or 16A MCBs.



6A, 10A and 16A double-pole MCBs.
25A RCDs (earth leakage protection),
RCBOs and contactors.

Our 230V consumer units can be configured to your requirements, including internally wired units with labelling for ease of installation. Supplied ready to install, reducing wiring time on site.


We can even provide 230V tails and harnessing for a truly bespoke plug-and-play 230V system.



230V Wiring



Much like our 12V wiring, we can also provide bespoke harnesses for 230V systems, designed to make installation as plug-and-play as possible, with connectors for ease of installation.





920040 - 13A Socket Switched



820050 - 13A Socket with lugs



580005W - 13A Socket Unswitched



380037W - Single back box



LE199 - Double 13A Socket Switched



LE195 - Double back box

Electrical Accessories



Mains Extension Leads

For connecting your vehicle to mains power on site.



14BCA00091X - 25 Metre Lead.



20BCA00003X - 25 Metre Lead with 90° Angle.



Studio-Line CEE Inlet
Available in Black and White.

See page 25 for our full range.

NEW





Inlets/Outlets

All our Inlets and Outlets are available in black and white.



NEW



Electrical Inlet



Gas Outlet



Water Inlet

Studio-Line inlets and outlets are our latest range, covering mains electrics, water and gas. They feature a 90mm rear cut-out, with magnetic front doors, available in both black and white options.

Dimensions - (W) 125mm x (H) 130mm



840017 - Flush Fitting Mains Inlet White
840019 - Flush Fitting Mains Inlet Black



Surface Mount
Mains Inlet

Integrated Range



Integrated Inlets



NEW

BCA's integrated system is our in-house designed solution, creating a plug-and-play setup that reduces wiring time and minimises connection errors. It currently covers 230V sockets, switches and the Studio-Line mains inlet.

Integrated Sockets



Integrated Switches



Innovative Products

Every year we introduce new and innovative products. These include quality improvements and new components, materials or desirable functions which provide enhanced features and benefits into an existing product.



PD USB Charger - USB C with power delivery, ideal for most laptops. 65W USB-C socket and 2.4A USB-A socket.

NEW



277250 - Surface mounted wireless fast charger. Compatible with all Qi standard devices 10W.



272040 (Grey)
272040BLK (Black)

C-Line wireless speaker allows music to be played via phones and tablets. Two speakers can be paired to enhance stereo sound.



277202 (Grey)
277202BLK (Black)

C-Line USB-A & USB-C Socket is the perfect electrical internal socket for your leisure vehicle. 18W USB-C socket and 2.4A USB-A socket.

C-Line Systems

C-Line is a BCA-designed and developed brand, used widely across the industry. It offers a modular system of sockets, switches, chargers and accessories, designed to work seamlessly with a range of surrounds and frames.



Most items available in dark grey or black



270216B

12V TV / Sat Socket



270212B

12V and TV Socket



277155

TV and Satellite Socket



277157

Double Sat Socket



820096

Black Flap / Surround
IP version available

Angled Socket

To improve mounting on worktop or wall fixing. Can be fitted either vertical or horizontal.

Available in bronze or grey.



271100

C - Line integrated 230 Volt Socket



271120

13A Socket



Wireless Speaker

272040 (Grey)

272040BLK (Black)



C-Line Systems




1 Way Surround Surface Mount only



277190 Satellite Socket



271051G / 271051B Back Box



2730022 10 Amp fused Spur.
273012C 5 Amp fused Spur.



277201 Twin USB
1 x 2.1A
1 x 1.0A



16BCA02X
5V 1A/5V 2.1A USB Connector



277202
USB A & C



NEW
USB PD A & C



271720 Touch dimmer
12V 3.5A capacity



271717
Double Switch



271D450R
Circular Back Box



271711 Two Way
271712 Momentary Single Switch

Integrated Switches




Two Gang One Way Plug n Play Switch



One Gang Two Way Plug n Play Switch

C-Line System LP



(C-Line Low-profile)

Our modern Low-profile C-Line plate design available in three finishes and two sizes, single and double.

Available in:

- Gloss Black Finish
- Matt Black Finish
- Matt Grey Finish



- Ultra slim
- 3.5mm profile
- Reliable clip-in system

Gloss Black Finish



901480
1 Way
Gloss Black Surround



901485
2 Way
Gloss Black Surround



Matt Black Finish



901445
2 Way
Matt Black Surround



901440
1 Way
Matt Black Surround

Matt Grey Finish



901420
1 Way
Matt Grey Surround

901400
1 Way
Matt Grey
Flush Socket



901425
2 Way
Matt Grey Surround

901405 2 Way
Matt Grey Flush Socket (not shown)

C-Line System CT



C-Line System CT Silver



901090 - 3 Way

Grey Mounting Plate

901100 - 3 Way

Silver Surround CT Range

901070 - 2 Way

Grey Mounting Plate

901080 - 2 Way

Silver Surround CT Range

901050 - 1 Way

Grey Mounting Plate

901060 - 1 Way

Silver Surround CT Range

C-Line System CT High Gloss Black



901062

1 Way

High Gloss Black Surround



901082

2 Way

High Gloss Black Surround



901102

3 Way

High Gloss Black Surround

C-Line System CSM



C-Line System CSM Grey



901201 - Grey CSM Range
1 Way Surround



901202 - Grey CSM Range
2 Way Surround



901203 - Grey CSM Range
3 Way Surround

C-Line System CSM Black



901211 - Black CSM Range
1 Way Surround



901212 - Black CSM Range
2 Way Surround



901213 - Black CSM Range
3 Way Surround

C-Line Surrounds



C-Line System CSM Silver



901221 - Silver CSM Range
1 Way Surround



901222 - Silver CSM Range
2 Way Surround



901223 - Silver CSM Range
3 Way Surround

C-Line System CG



C-Line System CG High Gloss Black



901030 - 3 Way
High Gloss Black Surround



901020 - 2 Way
High Gloss Black Surround



901010 - 1 Way
High Gloss Black Surround

C-Line System CG High Gloss Chrome

901011
1 Way
High Gloss Chrome Surround

901021
2 Way
High Gloss Chrome Surround

901031
3 Way
High Gloss Chrome Surround



C-Line System CG



C-Line System CG Matt Black



901015 - 1 Way
Matt Black Surround



901025 - 2 Way
Matt Black Surround



901035 - 3 Way
Matt Black Surround



2 Way Matt Black Surround

C-Line System CSG



C-Line System CSG Chrome



901331 - CSG Range
1 Way
Chrome Surround



901332 - CSG Range
2 Way
Chrome Surround



901333 - CSG Range
3 Way
Chrome Surround



901313 - CSG Range
3 Way
Gloss Black Surround



901312 - CSG Range
2 Way
Gloss Black Surround

C-Line System CSG Gloss Black



901311 - CSG Range
1 Way
Gloss Black Surround

C-Line Surrounds



2 Way CSM Black Surrounds



1 & 2-Way High Gloss CG Surrounds



1 & 2-Way LP Gloss Black Surrounds



2 Way High Gloss Chrome CG Surround



To find out more, scan the QR Code to visit our website.



Water Systems



All electrical connections can be pre-wired for plug-and-play with your electrical system in both waterproof and non-waterproof connectors.



Pressure probes can be cut to the depth of the tank, for accurate level monitoring and simple installation.

Scan the QR code for our fitting guide.



MAAS PUMPS

MAAS - 12V Pressure Pump 7L/Min
or 10L /Min (2.4 Bar)



Studio-Line Water Inlet available
in black and white.



NEW

MAAS PUMPS

MAAS - 12V Submersible Pump.
These products can pump up to
10L, 15L or 20L of water per
minute.



Water Systems




Available push-fit connectors include:

- Push Fit 10mm Equal Tee Connector.
- Push Fit 10mm Equal Elbow Connector.
- Push Fit 10mm Equal Straight Connector.
- Push Fit 12mm Equal Tee Connector.
- Push Fit 12mm Equal Elbow Connector.
- Push Fit 12mm Straight Connector.
- Push Fit 12mm Tube End Plug - Red.
- Push Fit Stem Reducer 12mm-10mm.
- Push Fit 12mm Bulkhead Connector.
- Push Fit Straight Adaptor Male 3/8" BSP-12mm.
- Push Fit Stem Reducer 15mm-12mm.
- Push Fit Straight Reducer 12mm-10mm.
- Push Fit 12mm Elbow Reducer 12mm-10mm.
- Push Fit 12mm Stem Elbow Connector.
- Push Fit Adaptor Female 1/2" BSP-12mm.
- Push Fit Stem Adaptor Male 1/2" BSP-12mm.
- Push Fit 12mm In-Line Shutoff Valve.
- Push Fit 12mm 2 Way Divided.

Tell us how many water accessories and fittings you require and we'll supply a tailored kit with the correct quantities for each van.

Water kits can include:

- Inlets/Outlets
- Pump
- Water and waste probes
- Water fittings
- Water and waste drainage taps
- P clips





Cab Lights

Reading Lights



Mensa Dimming Light c/w USB port

Base Diameter: 60mm
Base Height: 50mm
Overall Height: 80mm



NEW

Verona Flex Light

Silicone Black USB-C. Dimmable touch light.
Size: L: 372mm
Base: 60mm



Hercules Chrome Switched Flexi Light c/w USB port

Base Diameter: 55mm
Base Height: 15mm
Overall Height: 147mm



Dorado Black Switched Flexi Light

Base Diameter: 55mm
Base Height: 15mm
Overall Height: 154mm

Awning Lights



NEW



Viganella Urban
Door Light for Transit, Vito
and Transporter.
Size: 1245mm x 20mm x 7.3mm

NEW



Viganella 180 SMD
LED Awning Light for Crafter,
Sprinter and MAN.
Size: 1500mm x 36.5mm x 7mm



Viganella
LED Awning Light for Fiat,
Citroen and Peugeot vans.
Size: 1500mm x 40mm



Carina Non-Touch Bezel Spotlight



Viganella 180 SMD Awning Light



Verona Flex Light



Viganella LED Awning Light

Battery Box



Battery Box/Locker Door

PO570 - White locker box door.
Physical size 595mm x 315mm*
Aperture size 557mm x 278mm*



659300 - Battery Box Black.
Removable lid with inspection handle.



N & S Plug Harness



This is a complete bespoke plug-and-play wiring harness for towing applications.



840073 - Black 13 Pin Plug



840027 - 7N Plug



7840021 - S Plug



RI70S - Black 13 Pin Socket



RI505 - 7N Socket



RI500 - 7S Socket



Follow us on social media.

PENNINE LEISURE SUPPLIES

Large stocks of well-known brands such as our own brand Powerpart, as well as Dometic, MPK, Heki, Seitz, Whale, Renogy, Falcon and much more.



Use the QR code above to visit the PLS website and download our latest product catalogue.

To request an account application form email info@plsgroup.co.uk

PLS has a nationwide sales team, dedicated to supporting you with part selection and providing product guidance.



info@plsgroup.co.uk
01422 313 455
www.plsgroup.co.uk

LEADING SUPPLIER

To the Caravan, Motorhome and Campervan industry since 1984.



Unit 2, Copley Valley Business Park
Copley Valley Road
Sowerby Bridge
HX6 2WA



BCA Motion

Premier Way, Lowfields Business Park, Elland, HX5 9HF
Tel: 01422 376977

Email: info@bcagroup.co.uk

www.bcagroup.co.uk